



Coordinamento nazionale eTwinning ITE

Siracusa, 20/22 maggio 2026

Less Plastic – More Active STEM e Cittadinanza per un mondo sostenibile

Alessandra Lovato



*Ministero dell'Istruzione
e del Merito*



UNIVERSITÀ
DEGLI STUDI
DI ENNA "KORE"



Il nostro team

Ruoli ed esperienze



UNIVERSITÀ
di **VERONA**

Dipartimento di Scienze Umane
Facoltà di Scienze della Formazione Primaria

Alessia Bevilacqua
Professore Associato

Graziella Turatti
*Referente attuale dei Laboratori eTwinning
eTwinning ITE Ambassador*

eTwinning ITE Ambassadors



Caterina Bastianello



Alessandra Lovato



Elena Maccari

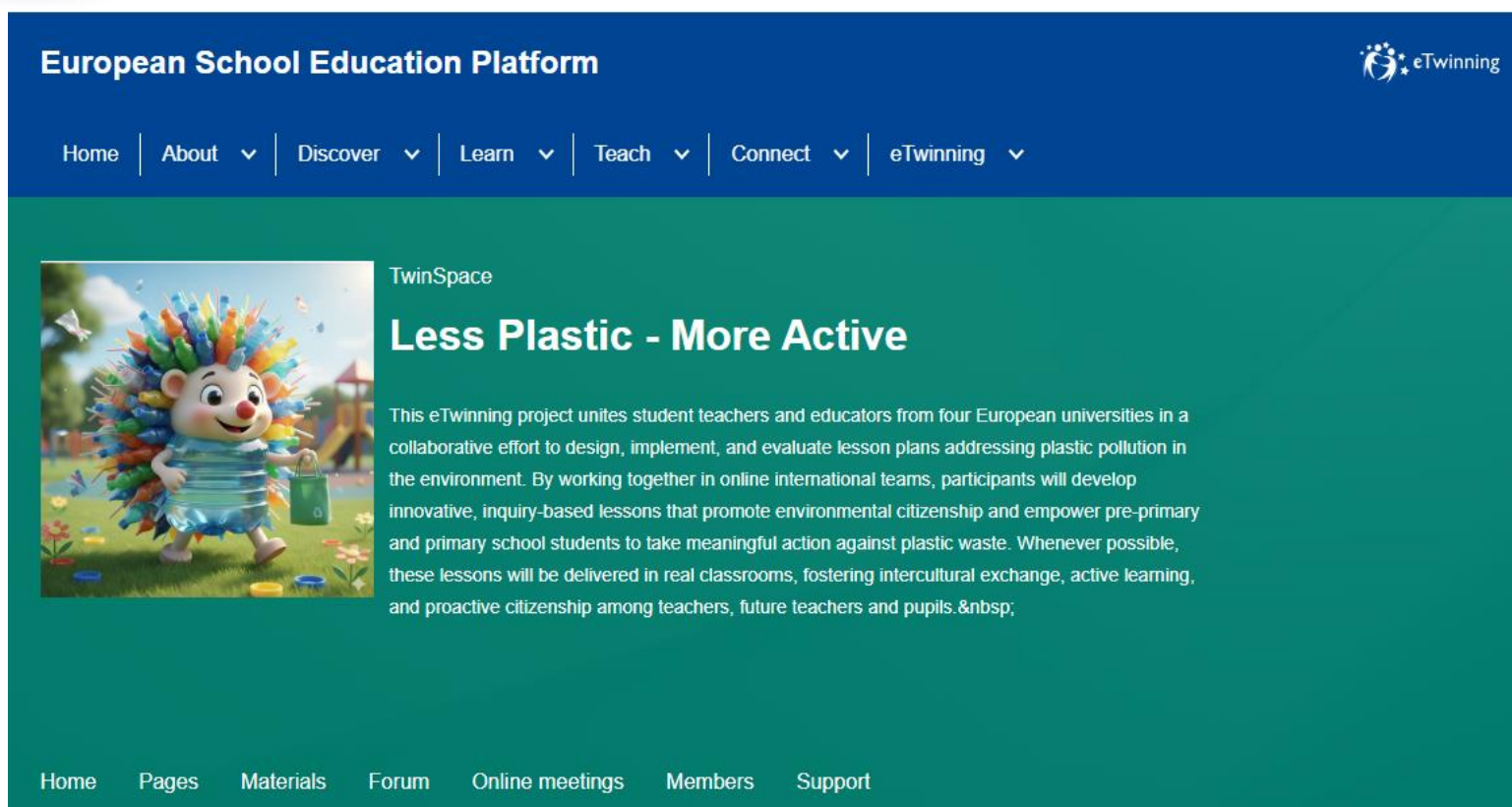



Graziella Turatti



La genesi del progetto

Norimberga, seminario multilaterale eTwinning ITE 22-24 maggio 2025



European School Education Platform 

Home | About | Discover | Learn | Teach | Connect | eTwinning

TwinSpace

Less Plastic - More Active

This eTwinning project unites student teachers and educators from four European universities in a collaborative effort to design, implement, and evaluate lesson plans addressing plastic pollution in the environment. By working together in online international teams, participants will develop innovative, inquiry-based lessons that promote environmental citizenship and empower pre-primary and primary school students to take meaningful action against plastic waste. Whenever possible, these lessons will be delivered in real classrooms, fostering intercultural exchange, active learning, and proactive citizenship among teachers, future teachers and pupils.

Home | Pages | Materials | Forum | Online meetings | Members | Support





1 partner

5 università, 140 studenti



Bodil Svendsen –
Norwegian
University of
Science and
Technology,
Trondheim Sør-
Trøndelag
(Norway)



**Maria Napal
Fraile** –
Department of
Sciences, Public
University of
Navarre (Spain)



Ioannis Lefkos –
Department of
Educational &
Social Policy,
University of
Macedonia
(Greece)



Georgios Kritikos
– Department of
Preschool
Education
Sciences and
Educational
Design, University
of the Aegean
(Greece)



Università degli
Studi di Verona,
SFP



Agenda

Collaborazione – Competenze – Peer education



13/11 **Kick-off and Team Building *plenaria***
Keynote speech on Sustainability (Bodil Svendsen)
'Our eTwinning Experience' (studenti italiani presenti a Norimberga)
Team building activities **BR - *parallel sessions***



Collaborazione tra partner

20/11 **Creazione collaborativa di un'attività didattica**
Using ICT in teaching
(Georgios Kritikos e studenti greci) ***parallel sessions***
Progettare con le Scaffold Cards *BR - parallel sessions*



Competence-based learning

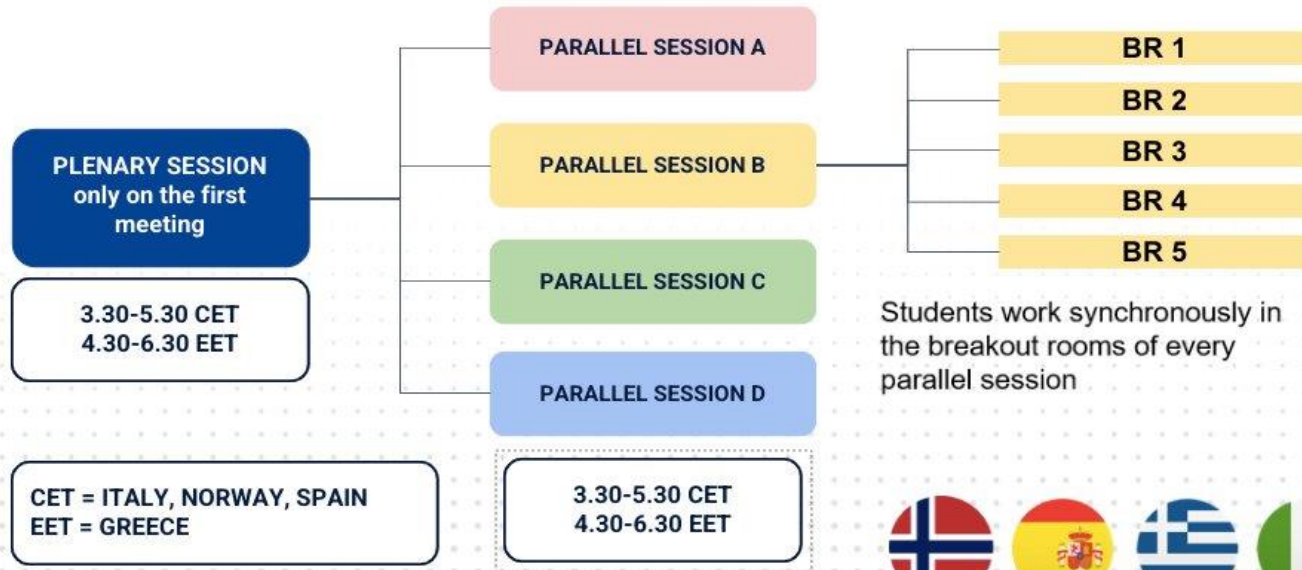
27/11 **Documentation - Evaluation – Dissemination**
Evaluation session Zoe Gallou (University of Macedonia)
Attività **BR - *parallel sessions***



Peer education

Struttura degli incontri

Sincronia - Cooperazione

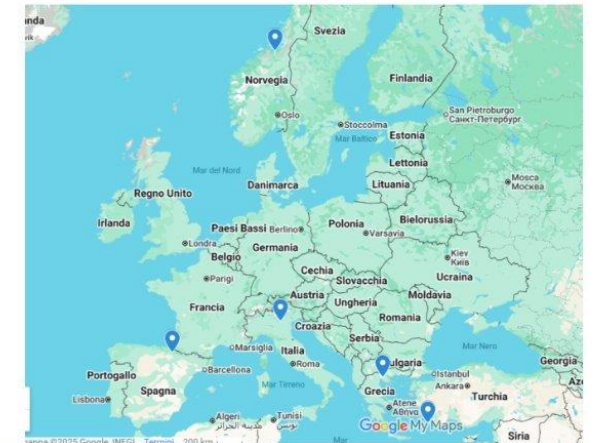


- 1 Welcome onboard!
- 2 Teachers' Hub ▾
- 3 About the project ▾
- 4 Agenda overview ▾
- 5 Plenary Session LINK
November 13th
- 6 Parallel sessions LINK (Group A,B,C,D) - November 13-20-27 ▾
- 7 Twinspace guidelines
- 8 Scaffold Cards
- 9 Gallery of outputs ▾
- 10 Evaluation of the project ▾
- 11 Lesson Delivery Diary - post project implementation
- 12 Additional Resources
- 13 Asynchronous tasks (for the ITALIAN group ONLY)
- 14 Goodbye Padlet

University Network Map

Created by **Alessandra Lovato**
Last updated by **Alessandra Lovato** 1 week 1 day ago

Page options ⋮



Il progetto step-by-step

Presentation e Orientation



- Introduction of partners
- Orientation
- Communication
- Collaboration
- Evaluation & Assessment
- Follow-up

- 6.1 Parallel Session A - Ambassador Alessandra Lovato
- 6.1.1 Task 1 - 13/11/25
- 6.1.2 Task 2 - 13/11/25
- 6.1.3 Task 3 - 13/11/25
- 6.1.4 Task 4 - 13/11/25
- 6.1.5 Task 5 - 20/11/25
- 6.1.6 Task 6 - 27/11/25
- 6.1.7 Task 7 - 27/11/25
- 6.1.8 Task 8 - 27/11/25
- 6.2 Parallel session B - Ambassador Caterina Bastianello
- 6.3 Parallel session C - Ambassador Elena Maccari
- 6.4 Parallel session D - Ambassador Graziella Turatti
- 7 Twinspace guidelines
- 8 Scaffold Cards
- 9 Gallery of outputs
- 10 Evaluation of the project

Task 1 – Introduce Yourself and Your University

Time: 30 minutes

-THIS IS BOTH A COLLABORATIVE AND AN INDIVIDUAL TASK-


This first step helps partners get to know each other, build trust, and create a sense of community, which is essential for collaboration.

Talk to your partners and share some information about you and your own background.

Use the **TwinBoard** to post a short introduction about yourself and your university. Include:

- Your name, country, and field of study.
- A few interesting facts about your university (e.g., location, programs, traditions).
- A photo or logo of your university.
- Remember to name your posting like this BR_number_your name+first letter of your surname_your nationality (ITA= Italian, GRE=Greek, SPA=Spanish)

Ex. BR0_Alessandra.L_ITA



Task 3 – Mascot & Logo Contest

Time: 30 minutes

-THIS IS A COLLABORATIVE TASK-

Creating a mascot or logo strengthens group identity and gives the project a unique visual symbol that represents all partners.

Collaboratively **design a mascot** to represent the project.

- One member per BR will upload the proposal to the **common Padlet**.
Name it: BR_number_my Ambassador (ex. BR0_Lovato)
- The mascot should reflect the theme of plastic pollution and teamwork.

The mascot will be voted asynchronously by all participants before 20th November, 2025.



Il progetto step-by-step

Communication e Collaboration



Parallel sessions LINK (Group A, B, C, D) - November 13-20-27

1 Parallel Session A - Ambassador Alessandra Lovato

6.1.1 Task 1 - 13/11/25

6.1.2 Task 2 - 13/11/25

6.1.3 Task 3 - 13/11/25

6.1.4 Task 4 - 13/11/25

6.1.5 **Task 5 - 20/11/25**

6.1.6 Task 6 - 27/11/25

6.1.7 Task 7 - 27/11/25

6.1.8 Task 8 - 27/11/25

2 Parallel session B - Ambassador Caterina Bastianello

3 Parallel session C -

Introduction of partners

Orientation

Communication

Collaboration

Evaluation & Assessment

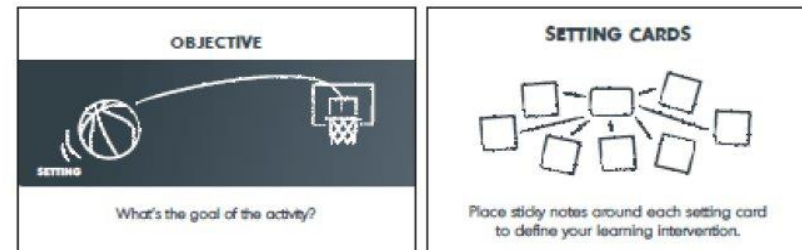
Follow-up

Task 5 – Designing an eTwinning Plan Using Scaffold Cards

Collaboration is the central pillar of any eTwinning project.

*Today you and your partners will work together to design a lesson using **Scaffold Cards** as a guided support tool. The cards will help you define the teaching context, plan meaningful learning activities, and reflect on your instructional choices. Follow each step carefully.*

TASK A – SETTING CARDS



Il progetto step-by-step

Evaluation e Follow-Up



Final Evaluation

Created by **Alessandra Lovato**

Last updated by **Graziella Turatti** 4 months 2 weeks ago

Page options

Now that this project is coming to a close, please evaluate the actions of eTwinning **individually**.

Step 1: Answer the following questions in the forum:

thread 1 - "As a teacher, why would you start an eTwinning project with your pupils?"

thread 2 - "Why do you think an eTwinning project is motivating for your pupils?"

thread 3 - "Which tools would you use?"

Step 2: Please complete [this google form](#).

Step 3: Please write in one or two words your feelings about this online collaboration using [ANSWERGARDEN](#).

Introduction of partners

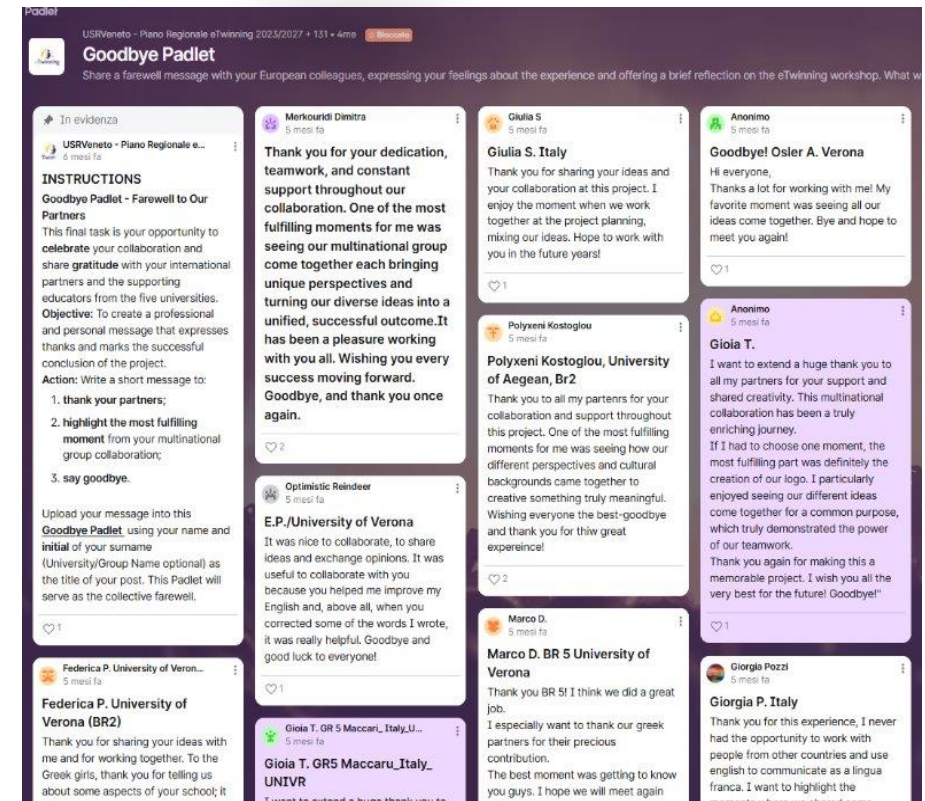
Orientation

Communication

Collaboration

Evaluation & Assessment

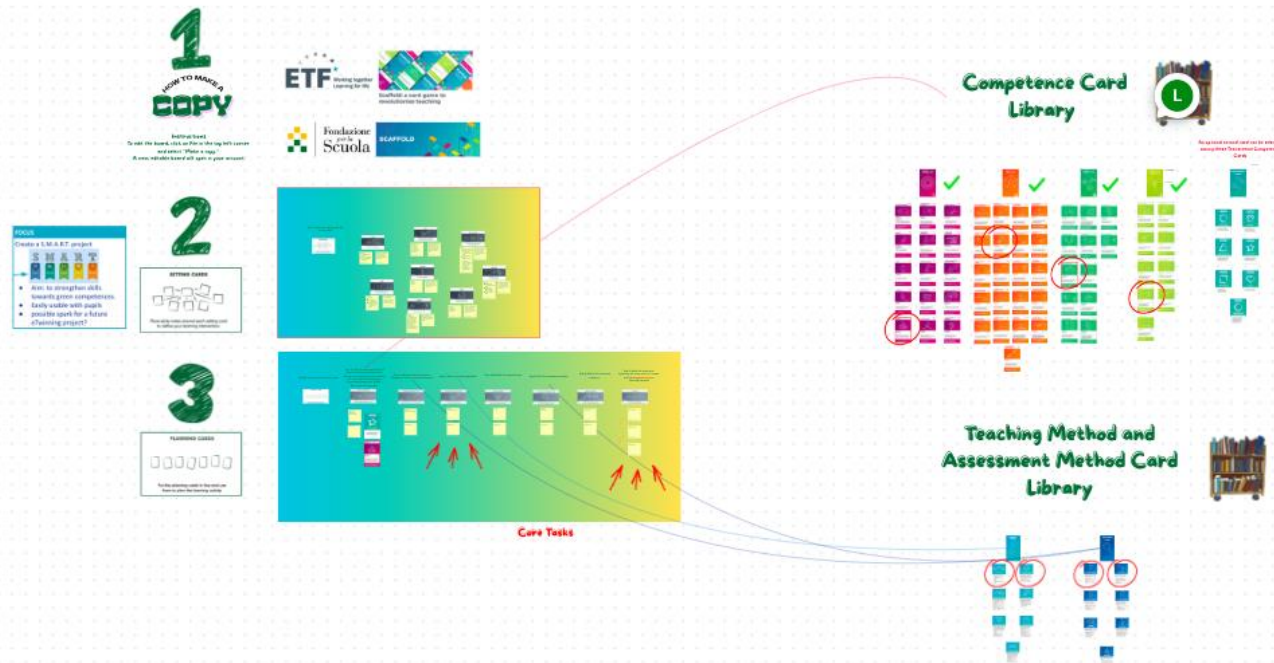
Follow-up




Progettare con le Scaffold Cards



Approccio visivo e strutturato per favorire fin da subito una collaborazione più profonda e la condivisione delle idee, trasformando obiettivi astratti in passi concreti e gestibili per i futuri insegnanti.



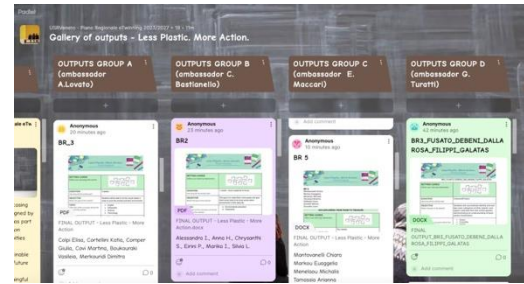
Students' dashboard – work in progress



Scaffold Card dashboard – Template



Risultati - Prospettive future



Archivio di **attività pronte all'uso** con focus su **plastic pollution and environmental education** adatte per scuola dell'Infanzia e Scuola Primaria

Lesson Delivery Diary - post project implementation

Created by **Alessandra Lovato**
Last updated by **Alessandra Lovato** 2 weeks ago

Page options

Lesson Delivery Diary

Why a Diary?

The Lesson Delivery Diary serves three primary functions:

- Bridging Theory and Practice:** It documents the actual implementation, challenges, and successes encountered when delivering the lesson plan, offering invaluable insights into the practical realities of teaching in diverse contexts.
- Validating the Educational Model:** It provides empirical evidence to validate the effectiveness of the lesson planning approach developed by the multinational groups, showcasing how a collaborative design translates into successful student learning outcomes.
- Resource for Future Teachers:** The diary becomes a dynamic, reflective resource for all partner universities, demonstrating how to adapt and execute the lesson plans in different educational settings.

Sezione dedicata alla **condivisione e futuri sviluppi di progetti eTwinning nelle classi** dei futuri docenti ispirati dal Workshop



Articolo scientifico in fase di stesura, in collaborazione con la University of Norway, la Universidad de Navarra, la University of the Aegean e la University of Macedonia, Università di Verona



eTwinning ITE - non solo SPF



UNIVERSITÀ
di **VERONA**
Dipartimento
di **LINGUE
E LETTERATURE STRANIERE**



Dipartimento d'Eccellenza (2018-2022 e 2023-2027) di **Lingue e Letterature Straniere**, Università di Verona

Formazione eTwinning nella Laurea Magistrale *Languages, Literatures and Digital Culture* (8 ore)

Parte dell'attività di formazione **Teaching Lab** per futuri insegnanti di lingue, culture e letterature straniere nella scuola secondaria.

Aree linguistiche: francese, inglese, russo, spagnolo, tedesco

Referente: Prof. Maria Francesca Bonadonna, Professore associato di Lingua, traduzione e linguistica francese



Grazie per l'attenzione!



UNIVERSITÀ
di **VERONA**